

38616

**LEVEL TECH**

BY



## 2005-2013 FORD SUPER DUTY F250/350 4WD 2.0" FRONT LEVELING KIT

### KIT INCLUDES:

- 2) 14mm x 2.0 x 100mm Hex Bolts
- 2) 14mm Washers
- 2) 2.0" Tall Lower Coil Spacers
- 2) Lower Shock Extensions

- 2) 9/16 x 3 1/2" Bolts
- 2) 9/16 Nylock nuts
- 4) 9/16 Washers




### Disassembly



1) With the vehicle on level ground and set the emergency brake and block the rear tires. Disconnect the negative battery cable from the battery (Note that some vehicles have 2 or more batteries you will need to disconnect the negative cables from all batteries).

### **NEVER WORK UNDER AN UNSUPPORTED VEHICLE**

- 2) Jack up the front end of the truck and support the frame rails with jack stands.
- 3) Remove the front wheels and tires.
- 4) Use the jack to support the front axle.
- 5) Loosen sway bar end link.




6) Remove Brake line tab from lower spring perch.




6) Remove coil spring from the truck by lowering the axle down, carefully not to over extend the ABS or Brake lines.

7) Remove lower spring perch from axle housing, discard bolt.



7) Remove bolt holding upper brake line bracket to the frame.



8) Front lower shock bolt.

### Assembly

8) Install FTS billet coil spacer on the axle where you previously removed the spring perch.

9) Using the supplied 14mm x 2.0 x 100mm bolt and washer, Install the bolt thru the factory spring perch then into the billet spacer on the axle, Start threads by hand to assure you don't cross thread the bolts. (Use some Loctite on the threads)

10) Install the FTS lower shock extension using the 9/16 x 3 1/2" bolts and hardware. Torque to 95 ft.-lbs.

11) Reinstall Front coil springs into coil pocket; make sure you don't forget the rubber isolator on the top of the coil spring.

12) Raise the floor jack until the spring is in the proper compressed so that the shock, brake line bracket, and sway bar end link can be re attached and torqued to factory specs.

13) Slightly bend the metal brake line toward the front of the truck.

14) Reinstall front wheels and tires and torque to factory specs.

15) After setting the truck on the ground, you may need to center the steering wheel by adjusting the drag link.

16) Wheel Alignment a Certified Alignment Technician that is experienced with lifted vehicles is recommended to perform the alignment. \*Minor trimming of the front air dam may be required to ensure adequate tire clearance.\*It is also recommended that you adjust your headlights whenever your vehicle's ride height is altered.





## Product Warranty and Warnings-

FTS provides a Limited Lifetime Warranty to the original retail purchaser who owns the vehicle, on which the product was originally installed, for defects in workmanship and materials.

The Limited Lifetime Warranty excludes the following FTS items; bushings, bump stops, ball joints, tie rod ends, limiting straps, cross shafts, heim joints. These parts are subject to wear and are not considered defective when worn. They are warranted for 60 days from the date of purchase for defects in workmanship.

Reservoir shocks are considered a serviceable shock with a one year warranty on leakage only. Service seal kits are available separately for future maintenance. All other shocks are covered under our Limited Warranty.

FTS does not warrant any product for finish, alterations, modifications and/or installation contrary to FTS instructions. Alterations to the finish of the parts including but not limited to painting, powder coating, plating and/or welding will void all warranties. Some finish damage may occur to parts during shipping which is considered normal and is not covered under warranty.

FTS products are not designed nor intended to be installed on vehicles used in race applications or for racing purposes or for similar activities. (A "RACE" is defined as any contest between two or more vehicles, or any contest of one or more vehicle against the clock, whether or not such contest is for a prize). This warranty does not include coverage for police or taxi vehicles, race vehicles, or vehicles used for government or commercial purposes. Also excluded from this warranty are sales outside of the United States of America.

Installation of most suspension products will raise the center of gravity of the vehicle and will cause the vehicle to handle differently than stock. It may increase the vehicle's susceptibility to a rollover, on road and off road, at all speeds. Extreme care should be taken to operate the vehicle safely at all times to prevent rollover or loss of control resulting in serious injury or death.

FTS makes every effort to ensure suspension product compatibility with all vehicles listed in the catalog, but due to unknown auto manufacturer's production changes and/or inconsistencies by the auto manufacturer,

FTS cannot be responsible for 100% compatibility, including the fitment of tire and wheel sizes listed. The Tire and Wheel sizes listed in FTS's catalog are only a guideline for street driving with noted fender trimming. FTS is not responsible for damages to the vehicle's body or tires.

FTS's obligation under this warranty is limited to the repair or replacement, at FTS option, of the defective product only. All costs of removal, installation or re-installation, freight charges, incidental or consequential damages are expressly excluded from this warranty. FTS is not responsible for damages and/or warranty of other vehicle parts related or non-related to the installed FTS product. This warranty is expressly in lieu of all other warranties expressed or implied. This warranty shall not apply to any product that has been subject to accident, negligence, alteration, abuse or misuse as determined by FTS.

FTS suspension components must be installed as a complete system including shocks as shown on our current website. All warranties will become void if FTS parts are combined and/or substituted with other aftermarket suspension products. Combination and/or substitution of other aftermarket suspension parts may cause premature wear and/or product failure resulting in an accident causing injury or death. FTS does not warrant products not manufactured by FTS.

Installation of FTS product may void the vehicles factory warranty; it is the consumer's responsibility to check with their local vehicle's dealer for warranty disposition before the installation of the product.

It is the responsibility of the distributor and/or the retailer to review all warranties and warnings of FTS products with the consumer prior to purchase.

FTS reserves the right to supersede, discontinue, change the design, finish, part number and, or application of parts when deemed necessary without written notice. FTS is not responsible for misprints or typographical errors within the catalog or price sheet.

Thank You for choosing Full Throttle Suspension  
Tech support 559-271-8685 or send email to [fts.dwgs@gmail.com](mailto:fts.dwgs@gmail.com)