

38400

LEVEL TECH

BY



2007-2013 TOYOTA TUNDRA 2.4" FRONT LEVELING KIT 2WD OR 4WD

BASIC KIT INCLUDES:

- 2) 2005-2013 Tundra Strut Spacers
- 8) 3/8" Nylock Nuts
- 8) 3/8 Washers
- 2) 1" Differential Spacers
- 2) 1/2" X 6 Bolts
- 4) 1/2" Washers
- 2) 1/2" Nylock Nuts
- 3) 1/2" Skid Plate Spacers
- 3) 8mm X 35mm Bolts



Tools required for Installation

- 1. Safety glasses
- 2. Load rated floor jack
- 3. Metric tool set
- 4. Torque wrench
- 5. Loctite thread locker
- 6. Medium pry bar
- 7. Small slug hammer

Disassembly

1) Please read Instructions completely before beginning installation

2) With the vehicle on level ground and set the emergency brake and block the rear tires. Disconnect the negative battery cable from the battery (Note that some vehicles have 2 or more batteries you will need to disconnect the negative cables from all batteries). Jack up the front end of the truck and support the frame rails with jack stands.

NEVER WORK UNDER AN UNSUPPORTED VEHICLE

3) Remove the front wheels and tires.

4) Disconnect driver / passenger sway bar end link.

9) Remove 3 upper strut mounting nuts.

10) Remove the lower strut mounting bolt.

12) Remove entire strut assembly from vehicle.



Assembly



1) Place strut extension spacer on top of strut, secure strut spacer using factory hardware, Torque to 40ftlbs.

2) Remove skid plate bolts.

- 3) Mark lower control arm alignment cam position with marker, Loosen lower control arm bolts (Don't Remove Just Loosen)
- 4) Disconnect lower ball joint hardware bolts.
- 5) Support differential and remove two front mounting bolts.
- 6) Lower front differential to install spacers between frame and differential bracket.
- 7) Using the supplied ½" X 6" bolt reattach differential to frame, torque to 75ft/lbs.
- 8) Reinstall strut assembly in vehicle with the new provided spacer on top rotate strut 180 Degrees.
- 9) Raise lower control arm to reattach the lower end of the strut to the lower control arm using the factory hardware, torque to 40 ftlbs
- 10) Reattach lower ball joint bolts and tighten lower ball joint to specs.
- 11) Tighten lower control arm bolts to factory specs.
- 12) Reattach the sway bar end links using factory hardware.
- 13) Install skid plate spacer with provided hardware to spacer the front of the skid plate down ½"
- 14) Reinstall wheels/tires and torque to specs.
- 15) Perform a Front wheel Alignment to maximize tire performance.

Thank you for using full throttle suspension leveling kits







Product Warranty and Warnings-

FTS provides a Limited Lifetime Warranty to the original retail purchaser who owns the vehicle, on which the product was originally installed, for defects in workmanship and materials.

The Limited Lifetime Warranty excludes the following FTS items; bushings, bump stops, ball joints, tie rod ends, limiting straps, cross shafts, heim joints. These parts are subject to wear and are not considered defective when worn. They are warranted for 60 days from the date of purchase for defects in workmanship.

Take apart shocks are considered a serviceable shock with a one year warranty on leakage only. Service seal kits are available separately for future maintenance. All other shocks are covered under our Limited Warranty.

FTS does not warrant any product for finish, alterations, modifications and/or installation contrary to FTS instructions. Alterations to the finish of the parts including but not limited to painting, powder coating, plating and/or welding will void all warranties. Some finish damage may occur to parts during shipping which is considered normal and is not covered under warranty.

FTS products are not designed nor intended to be installed on vehicles used in race applications or for racing purposes or for similar activities. (A "RACE" is defined as any contest between two or more vehicles, or any contest of one or more vehicle against the clock, whether or not such contest is for a prize). This warranty does not include coverage for police or taxi vehicles, race vehicles, or vehicles used for government or commercial purposes. Also excluded from this warranty are sales outside of the United States of America.

Installation of most suspension products will raise the center of gravity of the vehicle and will cause the vehicle to handle differently than stock. It may increase the vehicle's susceptibility to a rollover, on road and off road, at all speeds. Extreme care should be taken to operate the vehicle safely at all times to prevent rollover or loss of control resulting in serious injury or death.

FTS makes every effort to ensure suspension product compatibility with all vehicles listed in the catalog, but due to unknown auto manufacturer's production changes and/or inconsistencies by the auto manufacturer,

FTS cannot be responsible for 100% compatibility, including the fitment of tire and wheel sizes listed. The Tire and Wheel sizes listed in FTS's catalog are only a guideline for street driving with noted fender trimming. FTS is not responsible for damages to the vehicle's body or tires.

FTS's obligation under this warranty is limited to the repair or replacement, at FTS option, of the defective product only. All costs of removal, installation or re-installation, freight charges, incidental or consequential damages are expressly excluded from this warranty. FTS is not responsible for damages and/or warranty of other vehicle parts related or non-related to the installed FTS product. This warranty is expressly in lieu of all other warranties expressed or implied. This warranty shall not apply to any product that has been subject to accident, negligence, alteration, abuse or misuse as determined by FTS.

FTS suspension components must be installed as a complete system including shocks as shown on our current website. All warranties will become void if FTS parts are combined and/or substituted with other aftermarket suspension products. Combination and/or substitution of other aftermarket suspension parts may cause premature wear and/or product failure resulting in an accident causing injury or death. FTS does not warrant products not manufactured by FTS.

Installation of FTS product may void the vehicles factory warranty; it is the consumer's responsibility to check with their local vehicle's dealer for warranty disposition before the installation of the product.

It is the responsibility of the distributor and/or the retailer to review all warranties and warnings of FTS products with the consumer prior to purchase.

FTS reserves the right to supersede, discontinue, change the design, finish, part number and, or application of parts when deemed necessary without written notice. FTS is not responsible for misprints or typographical errors within the catalog or price sheet.

Thank You for choosing Full Throttle Suspension
Tech support 599-271-8685 or send email to fts.dwgs@gmail.com